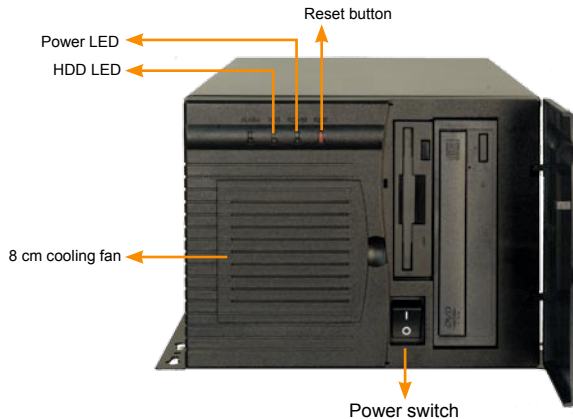


# PAC-1000G

## 6-slot Full-size Compact Chassis




CD-ROM, FDD and HDD are not included in package

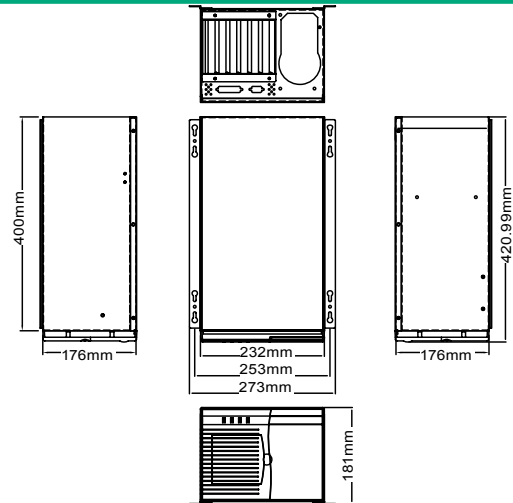


### Features

- ◆ RoHS compliant design
- ◆ 1 x 8 cm cooling fan with easy replaceable fan filter
- ◆ Plastic front panel with cover door



### Dimensions



### Specifications

◆ Construction	Metal with plastic front panel
◆ SBC Form Factor	Full-size, slot CPU card
◆ Drive Bays	1 x front- accessible 3.5" 1 x 5.25" 1 x 3.5" HDD
◆ Cooling Fans	1 x 8cm
◆ I/O openings	1 x LPT, 1 x COM
◆ Expansion Slots	6 slots
◆ Indicators	Power, HDD
◆ Buttons	power switch, reset
◆ Operating Temperature	0~50°C
◆ Operation Humidity	10% ~ 90%
◆ Color	B: Black
◆ Weight (Net/ Gross)	5.6kg / 8.8kg
◆ Dimension (DxWxH)	421mm x 232mm x 176mm

### Backplane Options

Model No.	SBC Type	PCI	ISA	PCIe			PSU Connector
				x1	x4	x16	
BP-6S-RS-R30	ISA	0	6	0	0	0	AT
IP-6S-RS-R30	PCISA	3	2	0	0	0	AT
IP-6SA-RS-R30	PCISA	3	2	0	0	0	ATX
PCI-6S-RS-R30	PICMG 1.0	4	2	0	0	0	AT/ATX
PCIAGP-5S-RS-R30	PIAGP	3	0	0	0	0	AT/ATX
PE-6S2	PICMG 1.3	3	0	1	0	1	ATX
PE-6S3	PICMG 1.3	1	0	3	0	1	ATX

### Power Supply Options

Type	Model No.	Watt
AT	ACE-925AP-U-RS	250W
	ACE-940AP-RS	390W
ATX	ACE-832AP-RS	300W
	ACE-841AP-S-RS	400W

PAC-1000G can support single PS/2 PSU. For more models of ICPA PSU, please visit [www.icpamerica.com](http://www.icpamerica.com)

### Ordering Information

Part No.	Description
PAC-1000GB/ ACE-832AP	6-slot full-size chassis, black, with ACE-832AP-RS, RoHS